

# 19FT ELECTRIC SCISSOR LIFT



## SWIFT 1932-SE



The Swift 1932-SE offers Exceptionally durable performance, superior productivity and provides world leading serviceability.

Swift Scissor Lifts are a great choice for your EWP solutions and are noiseless, versatile and environmentally friendly.

Suitable for commercial constructions, hospitals, schools, facility maintenance and many other commercial or private applications where use is required.

## KEY FEATURES

- >> Rated for outdoor use
- >> Extendable platform
- >> Foldable handrails
- >> Zero turn radius
- >> AS1418.10 Compliant Safety Devices
- >> Exceptionally durable performance
- >> Superior productivity
- >> Convenient serviceability
- >> Environmentally friendly
- >> Low maintenance cost

## DIMENSIONS

<b>A</b> Max Working Height	7.8m
<b>B</b> Max Platform Height	5.8m
<b>C</b> Max Overall Length (stowed)	1.88m
<b>D</b> Overall Width	0.81m
<b>E</b> Overall Height (Guardrails unfolded)	2.12m
<b>F</b> Overall Height (Guardrails folded)	1.65m
<b>G</b> Platform Length (stowed)	1.66m
Max Horizontal Reach (Extension)	0.9m

## PERFORMANCE



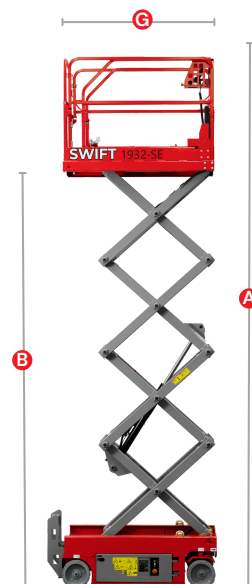
Max platform Occupancy Indoor	2 persons
Max Platform Occupancy Outdoor	2 Persons
Lift Capacity	230kg
Lift Capacity (Extension Deck)	120kg
Driving Height	Full Height
Driving Speed (stowed)	0-4.0 km/h
Driving Speed (Raised)	0-0.8 km/h
Gradeability	0.25
Turning Radius (Inside)	0
Turning Radius (Outside)	1.7m
Max Working Inclination Angle	1.5°/3°
Rise/Lower Speed	18/28 sec.

## POWER

Battery	4*6Vx4/225Ah
Charger	90-240V36A
Drive Mode	Hydraulic Motor
	Front-Wheel
Charger Input	100-240V AC
Charger Output	30A

## WEIGHT

Weight	1500kg
--------	--------



## STANDARD FEATURES

- > Maintenance-free battery
- > Electrophoresis paint technology
- > Integrated hand shield
- > Forklift pocket and lifting eyes
- > Overload sensing system
- > Eco-Friendly
- > Automatic braking system
- > Emergency lowering system
- > platform and ground controls
- > Fault diagnosis system
- > Automatic pothole guard
- > Emergency Stop System
- > Bumper rail
- > Drive at full height
- > Tilt protection
- > Foldable guardrail
- > Proportion Control
- > Non-marking tyres